


1 Synthetic Rubber Elastic Layer Site Construction Paver Machine series

Power: 380v/3ph/50hz or 60hz, 220v/3ph/50hz or 60hz


Applications: Synthetic running track and sports field , playgrounds, paths, various stadium floors

Certification: CE

Name	Data	Picture
TPJ-2.5 paver machine	Working effective width: 2500mm Moving speed: 0.8-6m/min Paving capacity: 500m ² /h Power: 8kw Weight: 800kg Dimensions: 2800 x 1750 x 700mm	
TPJ-2.5-SA paver machine	Working effective width: 2500mm Moving speed: 0.8-6m/min Paving capacity: 500m ² /h Power: 8kw+0.36Kw Weight: 800kg Dimensions: 2800 x 1750 x 700mm (Semi-automatic paving thickness adjust)	
Generator	10 to 15kw	



<p>TPJ-1.5 Paver machine</p>	<p>Working effective width: 1400mm Moving speed: 0.8-6m/min Paving capacity: 350m²/h Power: 4.05kw Weight: 450kg Dimensions: 1550 x 1600 x 700mm</p>	
------------------------------	--	---



<p>TPJ-1.2 paver machine</p>	<p>Working effective width: 1200mm Moving speed: 0.8-6m/min Paving capacity: 350m²/h Power: 4.05kw Weight: 400kg Dimensions: 1550 x 1200 x 600mm</p>	
------------------------------	--	---



2 Synthetic Rubber Elastic Layer Site Construction paving tools series
Power supply: 220v/1ph/50hz
Applications: Synthetic running track and sports field , playgrounds, paths .




Name	Data	Picture
<p>Heating roll</p>	<p>Working effective width; 600mm Power; 1.5kw Weight; 10kg Dimensions: 2000 x 600 x 200mm</p>	
<p>Heating plate</p>	<p>Working effective width; 650mm Power; 3kw Weight; 10kg Dimensions: 2000 x 650 x 250mm</p>	



Heating trowel	Power; 0.5kw weight; 0.8kg Dimensions: 300 x 100 x 80mm	

3 Synthetic Rubber Elastic Layer Site construction mixer series
 Power supply: 380v/3ph/50hz or 60hz, 220v/3ph/50hz or 60hz or petrol engine
 Applications: Synthetic running track and sports field, playgrounds, paths, various stadium floors
 Certification: CE

Name	Data	Picture
Mixer M-200	Hopper volume: 200L Stirring capacity: 180Kg Spindle speed: 40r/min Power: 5.5kw Weight: 650kg Dimensions: 2500 x 1000 x 1100mm	
Mixer M-100 (Gasoline)	Hopper volume: 100L Stirring capacity: 100Kg Spindle speed: 72r/min Power: 4kw Weight: 130kg Dimensions: 1270 x 920 x 1270mm	


<p>Mixer 100 (JQ-350)</p>	<p>Hopper volume: 250L Stirring capacity: 100Kg Spindle speed: 72r/min Petrol engine power: 4 Kw Weight: 150kg Dimensions: 1100 x 1100 x 1180mm</p>	
<p>Mixer JBJ</p>	<p>Power; 5.5kw weight; 130kg Spindle speed; Form factor; 1050 x 700 x 1800</p>	
<p>4 Synthetic Surface Layer site construction sprayer series Power supply: 380v/3ph/50hz or 60hz, 220v/3ph/50hz or 60hz or petrol engine Applications: Synthetic running track and sports field, paths, various stadium floor spray coatings Certification: CE</p>		
<p>Name</p>	<p>Data</p>	<p>Picture</p>
<p>Sprayer PTJ-120</p>	<p>Hopper effective volume: 120L Spray output: 12-15kg/min Power: 10.5kw Weight: 500kg Dimensions: 1600 x 1000 x 1100mm</p>	

<p>Sprayer DS-120</p>	<p>Sprayer machine (model: Diesel DS -120, the batter starts by elec bottom ,like start car)</p> <p>Main technical parameter: Volume for materail:120 L Amount of spray output:12-15kg/min Power:12kw Air pressure:0.8Mpa Amount of gas output :1CBM/min Weight:500kg Appearance measurement:(length*width*height)1625 *1000*1100mm Elec power : 380v/3ph/50hz</p>	
<p>Sprayer PTJ-100</p>	<p>Hopper effective volume: 100L Spray output: 12-15kg/min Power: 7.7kw Weight: 330 kg Dimensions: 1150 x 850 x 1000 mm</p>	 <p>13 Sprayer Machine 100</p>
<p>Sprayer PTJ-80</p>	<p>Hopper effective volume: 80L Spray output: 10-12kg/min Power: 7kw Weight: 260kg Dimensions: 1100 x 750 x 950mm</p>	

5 Synthetic surface refurbishment and grinder series

Power supply: 380v/3ph/50hz or 60hz, 220v/3ph/50hz or 60hz or petrol engine

Applications: Synthetic running track and sports field, paths, renovations and polishing of various stadium floors

<p>Scraper</p>	<p>Shovel width; 300mm Power; 2.6kw Weight; 130kg Form factor; 800 x 500 x 800mm</p>	
<p>Grinder</p>	<p>Working width; Power; 4kw Weight; 80kg Dimensions: 1000 x 700 x 900mm</p>	
<p>6 Synthetic field line marker series Power supply: Gasoline engine Applications: Synthetic running track and sports field, paths, lines on the ground floor of various stadiums</p>		
<p>Line marker</p>	<p>Working pressure: 15-30Mpa Dash speed: 0.5-3km/min Traffic: 3.5L/min Power: 3.05 Kw Weight: 110Kg Dimensions: 1200 x 550 x 750mm</p>	

Line tools	<p>Weight: 3kg Dimensions: 350 x 250 x 300mm</p>	
<p>7 Artificial turf field site is now a series of construction machinery and tools Power supply: 380v/3ph/50hz or 60hz, 220v/3ph/50hz or 60hz or petrol engine Application: Construction and maintenance of various artificial turf sites</p>		
<p>Large Sand infill & brushing machine (Diesel power)</p>	<p>Loading capacity: 1000-1200kg Sand-filling width: 1450mm Moving speed: 1.9-2.2km/h Power: 12kw Weight: 1800kg Dimensions: 2800 x 2000 x 2100mm</p>	
<p>Middle Sand infill & brushing machine</p>	<p>Sand filling and grass brushing machine, Length 2100 mm Width 1350mm Height 1100 mm Weight 365 kg, The moving forward and back part is a 48v, 800W motor, The brushing unit is a gasoline engine, 5.5 HP. Sand filling capacity: 850 kg Sand filling width: 1060mm The brush width is 1150 mm, the brush height of the brush machine can be adjusted, and the sand filling amount can also be adjusted.</p>	

<p>Brusher machine (Electric or gasoline-powered)</p>	<p>Working width: 1500m Working speed : 4500m²/h Power: 3kw(elec) 5.5HP (gasoline) Weight: 260kg Dimensions:1800*1100*950mm</p>	
<p>Small brusher machine (gasoline-powered)</p>	<p>Working width: 600m Speed of movement: Speed per capita Power: 1.2kw Weight: 28kg Dimensions: 1100 x 600 x 900mm</p>	
<p>SCH-700 brusher machine (gasoline-powered)</p>	<p>Working width: 700m Move high speed: Average manual speed Power:6.5HP Weight: 80kg Dimensions: 1750 x 700 x 1020mm</p>	

<p>Small sand & rubber infill machine</p>	<p>Loading capacity: 150kg Sand-filling width: 700m Moving speed: Manual average speed Weight: 100kg Dimensions: 1300 x 800 x 1000mm</p>	
<p>Turf carrier</p>	<p>Lifting height: 1200mm Working width: 1-5m Lifting strength: 2000kg Weight: 250kg Dimensions: 1300 x 1100 x 1500mm</p>	
<p>Lawn construction tools (One set of 9 pieces)</p>	<p>Total package volume: 0.168CBM Quantity: 2 boxes Weight: 46Kgs</p>	